persequor (2019)

Max Chung

Performance Notes

Persequor (persequi, persecutes sum)

1. *chase, pursue, take vengance.*
2. *follow up with an action.*

This piece examines the dynamic between the performer and piano. To the audience, a performer is in complete control of their instrument. The instrument is viewed as the means, and the performer brings about the ends. However, this piece looks at the possibility of the instrument "challenging" the performer. It amplifies and almost personifies the smallest bit of control the instrument has to the point of a struggle, an equal dialogue between the two.

The top line of the staff is the performative aspect of the piece. There are instructions for the general behavior of the pianist that is to be interpreted by the performer. The instructions start at the given barline and continue until the next instruction. The electronics written are to assist the pianist for what they "should" be hearing.

The MAX patch is a simple cue patch. The playlists in the subpatcher "cue 1" must be filled with the file "rumble.wav" The playlist in the subpatcher "cue 3" must be manually filled with the "interjection#.wav" files in numerical order. Instructions on how to use the cue system is in the patch.

The computer/device running the MAX patch should be hooked up to a speaker which is not visible, or an overhead sound system. However, it is preferable to make the illusion that the sound is coming from the instrument itself.

Key

Cluster chord: next to the cluster chord, it will be specified how to play it. Assume that the way to play the cluster chord is the same until written otherwise.

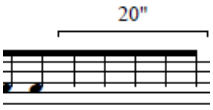

Ad lib: a similar (but not identical) pattern to the written notes should be played for the allotted amount of time. The performer should stick to the same written chords, accents, or rests, but can be played in any order, replacing the ostinato A at any time.

Cue #: press the MIDI pedal to trigger this cue #.

Score

persequor

Written for Keith Kirchoff

Max Chung

♩ = 92



©


Perf.
3
4
11
Pno.
mf
f
fff
15ma
11
Elect.
fff
8va
15ma

Perf.
become demoralized
5
14
8va
Pno.
mf
f
cluster chords (play with palm)
15ma
Elect.
f

Perf.
slouch in resignment
have good posture and look determined
6
18
20"
10"
p
ff
Pno.
15"
15"
Elect.
Perf.
precise and efficient
7
22
20"
15"
Pno.
pp rubato (ad lib)
ad lib. etc.
sffz
22
20"
15"
Elect.
pp slightly distorted
ad lib. etc.
sffz

24
Perf.
become more and more frantic and disraught
Pno.
Elect.
15"
p
mf
ff
sffz
cluster chords (play with palm)

15"
Perf.
winding down, like a toy
8
= 92
= 40
molto rall.
26
Pno.
Elect.
fff
pp

Suspended, Timeless ♩ = c. 40




33
Perf.
The atmosphere becomes more and more uneasy...
8va
Pno.
Elect.
36
become increasingly lost and confused
(8va)

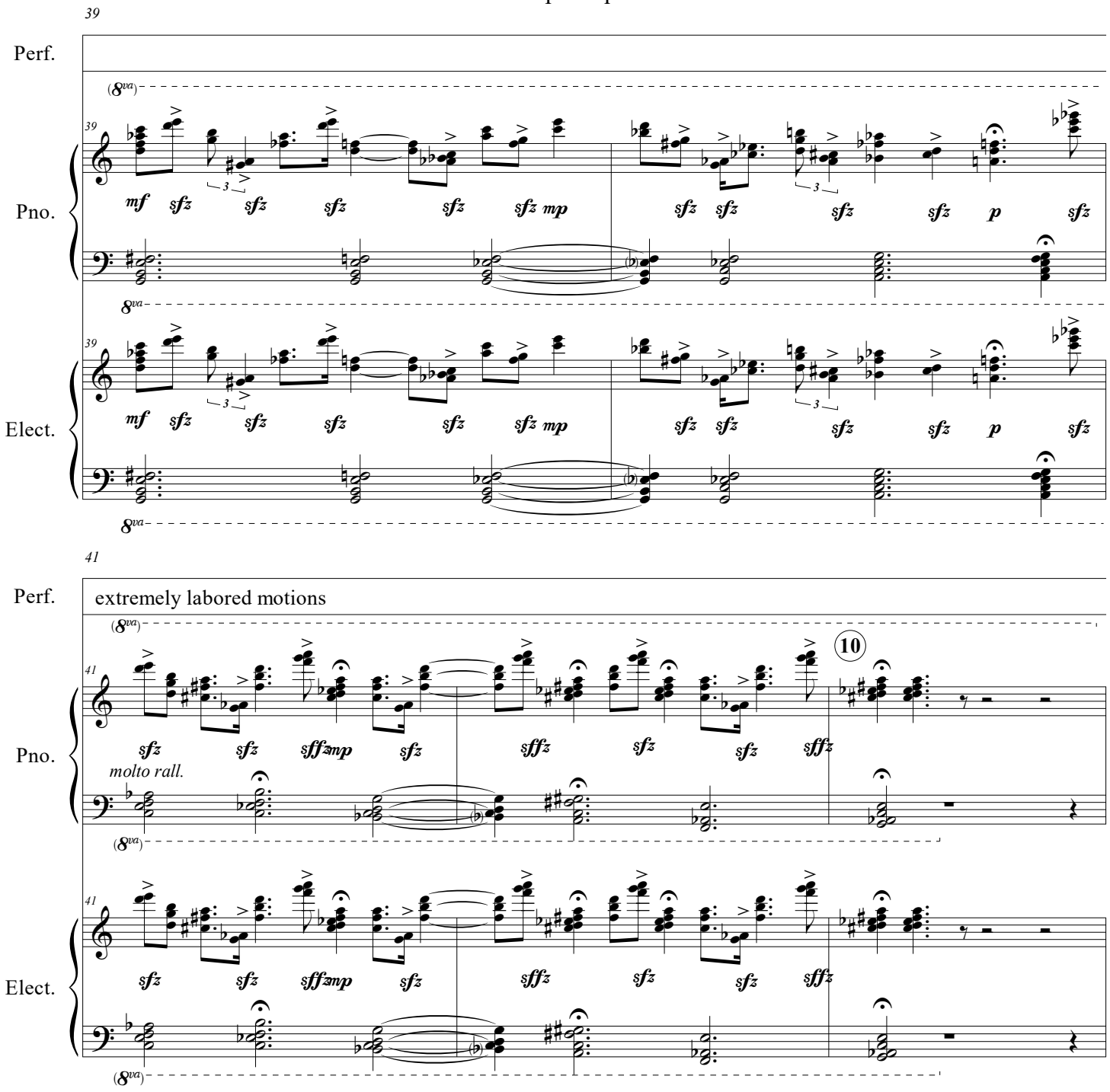
39
Perf.
Pno.
Elect.
mf sfz sfz sfz sfz sfz mp sfz sfz sfz sfz p sfz
41
extremely labored motions
10
molto rall.
sfz sfz sffzmp sfz sffz sfz sfz sffz


15"
Perf.
starting up again
11
♩ = 40
♩ = 92
8va
44
Pno.
p
ff
choose random 3-5 note chords of any spacing within the ranges specified, and do not repeat chords twice in a row.
Elect.
Tempo I
violently lift pedal up and freeze before continuing casually
12
13
~5"
14
~10"
45
mp
3
wait for electronics to finish
f
p
without pedal
mp
f


50
Perf.
stop abruptly, look irritated about interruption
15
~12"
50
Pno.
mf
sfz
sfz
3
50
Elect.
p
sfz
mp
pp
53
Perf.
an argument breaks out...
16
~10"
53
Pno.
p
interrupt electronics
f
dim.
3
53
Elect.
p
mf
sfz
f
p

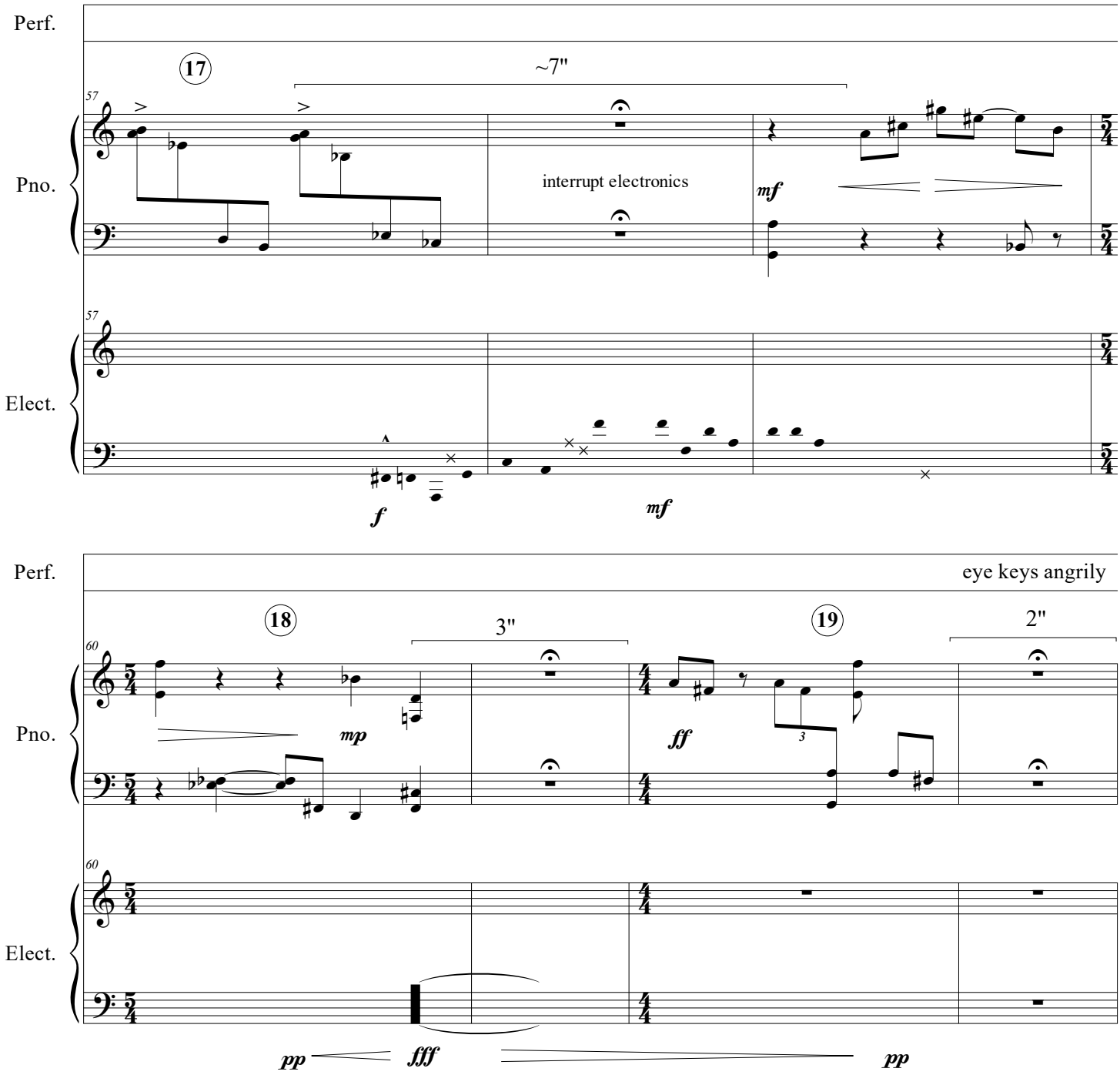
Perf.
17
~7"
57
Pno.
interrupt electronics
mf
57
Elect.
f
mf
Perf.
eye keys angrily
18
3"
19
2"
60
Pno.
mp
ff
3
60
Elect.
pp
fff
pp


Perf.
: very annoyed :
: become more and more exhausted :
20
64 Repeat 8x
Repeat 8x
Pno.
fff cluster chords (palm)
molto rall.
mf
molto rall.
n
64 Repeat 8x
Repeat 8x
Elect.
fff slightly off sync
molto rall.
mf
molto rall.
n

21
Perf.
raise hand as if to smash piano keys with fist, but stop short and hold fist right above the keyboard, then give up
15"
66
Elect.